


Assembly Instructions



Kit includes: (A) Panels (B) Coyote pop up (C) Magnetic channel bars



1 Unpack the system from the case.





2 Lay the system down on its side and begin to pull upwards.



3 Pull upwards




4 When Coyote is fully extended, connect the two magnetic locking arms.



7 Place the channel bars onto the frame.



8 There will be enough magnetic channel bars to cover the front of the system and the back two outer edges of the frame.



9 When all of the magnetic channel bars are in place, you can hang your panels starting with the end caps.



10 The panels should hang evenly over the channel bars.



11 Repeat step 10



12 Repeat step 10



13 Repeat step 10.

Reverse steps 10 through 1 to pack.